



ENFORCER DIESEL COUNTERBALANCED FORKLIFTS

With Capacities of 8T to 12T

ENFORCER

1300 423 675

Forklift Sales & Forklift Hire


forkforce.com

**SIMPLE /
SOLID /
SMART**



COMFORTABLE OPERATION


Comfort and ease of operation has always been top priority when developing the new 8-12t series. The improved vibration levels, compound engine dampers, a full floating seat and cabin are all contributing factors to increased productivity and drive comfort.



In addition to the soft landing system, the soft lifting system is adopted (front lifting cylinders of triplex mast and full free duplex mast), as a result, the noise and shock of the mast significantly decreases.



The extra foot space is provided to reduce operator fatigue. The new wide-open, non-slip step makes getting in and out easy and safe.



The new design mast provides broad forward visibility due to outside located hydraulic pipes of the fork positioner.



ENVIRONMENTAL FRIENDLINESS

Product development starts with environmentally friendly material, low exhaust emission, and low noise levels.

Special developed engine is applied for optimum balance of power and superior environmental performance. All diesel engines are in compliance with EU stage-III control regulation.

The environment friendly materials, such as non-asbestos brake shoe and new type sealing gasket, are adopted entirely to meet environmental compliance.



The applied optimized exhaust muffler, intake muffler and the noise shield technologies have reduced 3dB at the driver's noise level.

PRODUCTIVITY

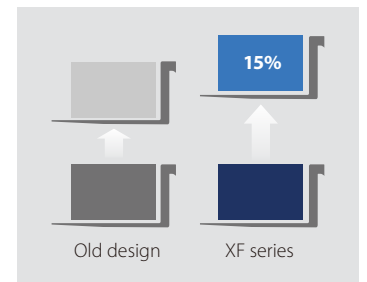
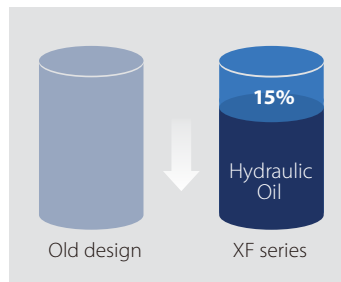
Thanks to the series technological innovations, the efficiency of the truck is improved and the energy consumption is reduced.

By optimizing transmission design, the power train provides higher efficiency, and the Max. driving speed is increased by

20%



The new efficiency LED lighting system and new type reflector reduce energy consumption, improve illumination performance and prolong working life.



The new patent dynamic load sensing hydraulic steering system contributes to reduce loss of hydraulic, improve energy consumption and increase 15% lifting speed.

COMFORTABLE OPERATION

- 1** *The new, relocated easy-to-see LCD meter lets the operator check on all aspects of operational status at a glance.*
- 2** *The new automobile-style light/turn-signal lever and forward-reverse lever are ergonomically designed and arranged to improve comfort and productivity.*
- 3** *Only 90N parking brake force is required.*
- 4** *The small diameter steering wheel with tilt adjustment provides the ideal operating position. The superior responsiveness of the steering wheel optimizes maneuverability even in narrow spaces.*
- 5** *The automobile-style suspended pedals provide more ergonomic operation.*



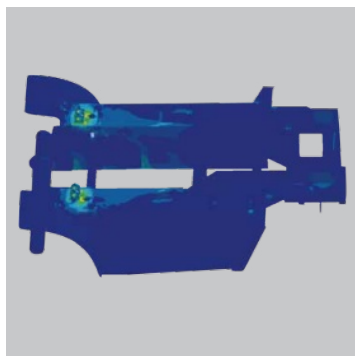
RELIABILITY

Enhanced reliability and reduced downtime means greater productivity for you.

The patent plated-fin type aluminium radiator with approved heat exchanging, improves the capability for operation in severe environments.



The high strength chassis, mast and front/rear axle ensures the reliability of the truck, even in high strength application environments.



All the controllers, relays, and safety fuses are located in the controller box; protected from water and dust. The main electronic components are waterproof.



High quality air filtration.



The battery is located above the fuel tank.



Inline return oil filter of the transmission and multi-valve function, improves the cleanness of the transmission and hydraulic oil.

RELIABILITY

Easy maintenance reduces the amount of downtime and helps to reduce costs.



The location of the air-filter is easy to reach and can easily be serviced and or replaced.

The brake drum is installed outside of the wheel hub, making it easy to remove and install when the brake shoes needs replacements.

All the locations of the engine, oil level dipstick, filter of hydraulic, water separator are convenient to reach, and very easy to inspect.

SAFETY

A wide range of technologies are applied to ensure absolute safety for both the operator and those in the surrounding; including independent braking and steering circuit without interference.



There's an energy accumulator applied in the braking system, which means when the engine is shut down, it can also provide more than 4 times emergency brake.



The locking device of the engine hood damper and parking brake help add to safety.



1 The seat sensor system incorporates lifting/tilting and traveling locking function. When the operator leaves the seat, the system automatically locks lifting/tilting and disables traveling to ensure safety.

2 The throttling device is adopted to avoid the mast losing control.

STANDARDS

TRANSMISSION	STEERING	CHASSISS	CONTROL	HYDRAULIC
<ul style="list-style-type: none"> • Suspension transmission • Oil filter • Dipstick • Oil cooler • Non-asbesttos bake • Drum brake • Suspension seat • Seat sensor system • OPS 	<ul style="list-style-type: none"> • Full hydraulic power steering • Smaller diameter steering wheel • Adjuster of steering wheel • Shock absorber of steering axle 	<ul style="list-style-type: none"> • Antislip pedal • Rubber pedal • Engine hood spring 	<ul style="list-style-type: none"> • Power steering • Suspension pedal • Integrated combination switch • Parking brake 	<ul style="list-style-type: none"> • Dynamic load sending control valve • Hydraulic oil filter • Tilt cylinder self-lock valve • Hydraulic oil dipstick • Accumulator • Hydraulic oil radiator

TRUCK	POWER	ELECTRONICS	MAST	
<ul style="list-style-type: none"> • Traction device • Hand grip • Standard seat • Floating overhead guard • Waterproof cover on the guard • Back view mirror • Pneumatic tyres • Toolbox 	<ul style="list-style-type: none"> • Big capacity aluminum radiator • Whirlwind air cleaner • Safety filter • High-efficient intake muffler • High-efficient exhaust muffler 	<ul style="list-style-type: none"> • High-efficient front lights • High-efficient LED rear lights • Service-free start battery • Combination controller • LCD display • Neutual switch • Hour meter • Fuel gauge • Water temperature gauge 	<ul style="list-style-type: none"> • Pre-heat indicator • Charging indicator • Engine fuel pressure warning • Oil temperature • Horn • Reversing buzzer • Air-filter with jam sensor • Emergency power off 	<ul style="list-style-type: none"> • Standard wide view duplex mast • Standard forks • Standard fork carriage • Mast speed limiting valve • Load safety valve • Mast down buffer device • Mast up buffer device • Side roller • Fork positioner

OPTIONS

TRUCK	TRANSMISSION	POWER	HYDRAULIC	ELECTRONICS	MAST
<ul style="list-style-type: none"> • Floating cabin • Cabin heater • Front window • Super elastic tyre • Non-mark tyres (white/green) • Extinguisher • Special given color • Boot for tilt cylinder • Counter weight net 	<ul style="list-style-type: none"> • Wet brake 	<ul style="list-style-type: none"> • Upright exhaust system • Air pre-cleaner • Net cover of radiator • Spark arrester • Purified exhaust system • Fan protector 	<ul style="list-style-type: none"> • Auxiliary hydraulic valve • Elecctro-hydraulic • Proportional control system 	<ul style="list-style-type: none"> • OBD • Front working light • Rear working light • Warning lamp 	<ul style="list-style-type: none"> • Duplex wide view free-lift mast • Triplex wide view free-lift mast • Special forks • Wider fork carriage • Widerload back rest



OPTIONAL ATTACHMENTS

- Paper roll clamp
- Rotating bale clamp
- Load stabilizer
- Multi-drum clamp
- Bale clamp
- Drum clamp
- Dumping clamp
- Crane arm
- String Pole
- Sideshifter
- Rotating forks
- Fork extensioner
- Load release device
- Carton clamp
- Push-pull device
- Bucket
- Hook
- Lengthened fork

8.0-12T FORKLIFT SPECIFICATION

		ENFORCER				
Distinguishing mark	1.1	Manufacturer				
	1.2	Manufacturer's type designation	FLDCXT80-08C2WS	FLDCXT100-08C2WS	FLDCXT120-08I3WS	
	1.3	Drive: electric (battery or mains), diesel, petrol, fuel gas	Diesel	Diesel	Diesel	
	1.4	Operator type: hand, pedestrian, standing, seated, order-picker	Seat	Seat	Seat	
	1.5	Rated capacity/rated load	Q (kg)	8000	10000	12000
	1.6	Load centre distance	c(mm)	600	600	600
	1.8	Load distance, centre of drive axle to fork	x(mm)	714	726	739
	1.9	Wheelbase	y(mm)	2500	2800	2800
	Weight	2.1	Service weight	kg	11200	13000
2.2		Axle loading, laden front/rear	kg	17280/1920	20940/2060	24100/2200
2.3		Axle loading, unladen front/rear	kg	4480/6720	6040/6960	6220/8080
Tyres, chassis	3.1	Tyres: solid rubber, superelastic, pneumatic, polyurethane		Pneumatic	Pneumatic	Pneumatic
	3.2	Tyre size, front		9.00-20-14PR	9.00-20-14PR	9.00-20-14PR
	3.3	Tyre size, rear		9.00-20-14PR	9.00-20-14PR	9.00-20-14PR
	3.5	Wheels , number front rear (x = driven wheels)		4x/2	4x/2	4x/2
	3.6	Tread, front	b ₁₀ (mm)	1628	1628	1628
	3.7	Tread, rear	b ₁₁ (mm)	1700	1700	1722
	Dimensions	4.1	Tilt of mast/fork carriage forward/backward	$\alpha/\beta(^{\circ})$	6/12	6/12
4.2		Height, mast lowered	h ₁ (mm)	2700	2850	3000
4.3		Free lift	h ₂ (mm)	200	200	200
4.4		Lift	h ₃ (mm)	3000	3000	3000
4.5		Height, mast extended	h ₄ (mm)	4210	4555	4705
4.7		Height of overhead guard	h ₆ (mm)	2580	2580	2580
4.8		Seat height	h ₇ (mm)	1505	1505	1505
4.12		Coupling height	h ₁₀ (mm)	505	505	505
4.19		Overall length	l ₁ (mm)	5404	5736	5849
4.20		Length to face of forks	l ₂ (mm)	3904	4236	4349
4.21		Overall width	b ₁ (mm)	2165	2165	2165
4.22		Fork dimensions	s/e/l (mm)	2440	2440	2440
4.23		Fork carriage DIN 15173, class/type A, B		/	/	/
4.24		Fork-carriage width	b ₃ (mm)	1950	1950	2000
4.31		Ground clearance, laden, mast	m ₁ (mm)	250	250	250
4.32		Ground clearance, centre of wheelbase	m ₂ (mm)	339	339	339
4.34.1		Aisle width for pallets 1000 x 1200 crossways	A _{st} (mm)	5544	5866	5979
4.34.2		Aisle width for pallets 800 x 1200 lengthways	A _{st} (mm)	5744	6066	6179
4.35		Turning radius	W _a (mm)	3630	3940	4040
4.36		Internal turning radius	b ₁₃ (mm)	1327	1396	1396
Performance data	5.1	Travel speed, laden/unladen	km/h	-/32	-/31	-/31
	5.2	Lift speed, laden/unladen	m/s	0.440/-	0.330/-	0.360/-
	5.3	Lowering speed, laden/unladen	m/s	0.455/-	0.455/-	0.455/-
	5.5	Drawbar pull,laden/unden	N	65000/45000	65000/49000	65000/49000
	5.7	Gradeability, laden/unladen	%	>20/-	>20/-	>20/-
	5.10	Service brake		Hydraulic	Hydraulic	Hydraulic
Combustion-engine	7.1	Engine manufacturer/type		Cummins QSB4.5-C110	Cummins QSB4.5-C110	6BQ1TRC
		Engine standard		Stage III A	Stage III A	/
	7.2	Engine power according to DIN ISO 1585	kW	82	82	97.7
	7.3	Rated speed	r/min	2200	2200	2200
7.4	No. of cylinders/displacement	(-) / (cm ³)	4/4500	4/4500	6/6494	
Addition data	10.1	Operating pressure for attachments	bar	195	195	215
	10.2	Oil volume for attachments	l/min	180	180	180
	10.8	Towing coupling,type DIN 15170		Pin	Pin	Pin

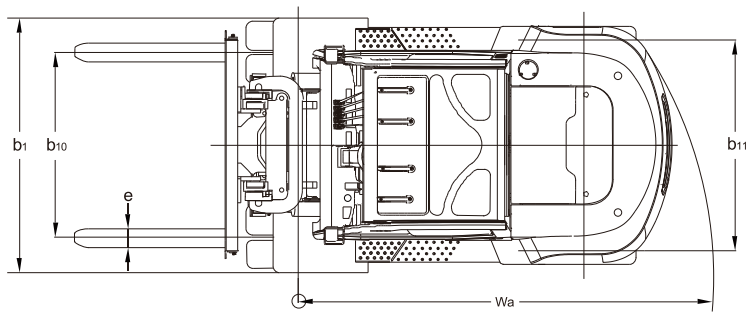
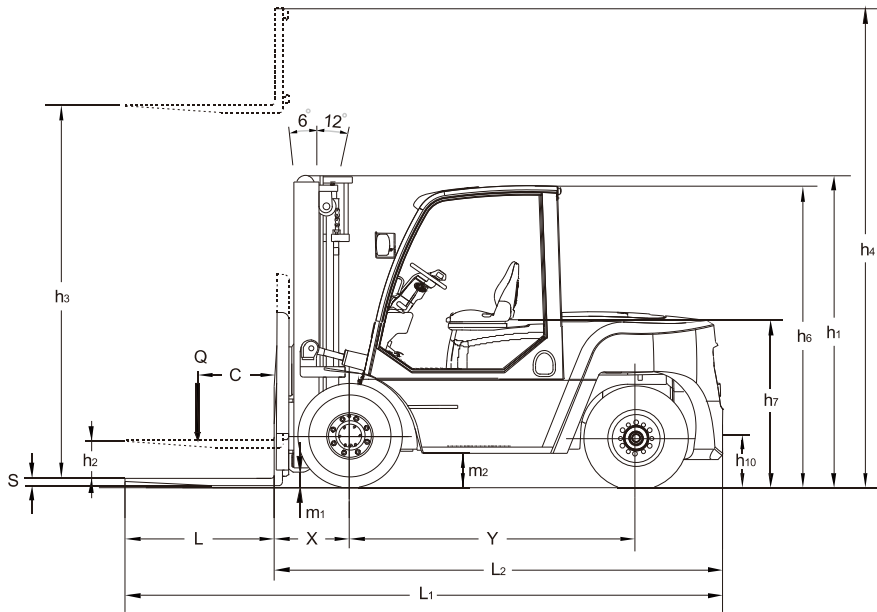
8.0-10T MAST: (Pneumatic)

Type	Model	Max.fork height	Overall height		Free lift Without backrest	Load distance, centre of drive axle to fork	Tilt range	Load capacity		
			Lowered	Extended Without backrest				FWD/BWD	Load capacity at 600mm	
									Double tire	
mm	mm	mm	mm	(°)	8t	10t				
							Kg	Kg		
Wide view Duplex mast	X80M250	2500	2450	3710	200	714	6/12	8000	/	
	X80M270	2700	2550	3910	200	714	6/12	8000	/	
	X80M300	3000	2700	4210	200	714	6/12	8000	/	
	X80M330	3300	2850	4510	200	714	6/12	8000	/	
	X80M350	3500	2950	4710	200	714	6/12	8000	/	
	X80M360	3600	3000	4810	200	714	6/12	8000	/	
	X80M400	4000	3200	5210	200	714	6/12	8000	/	
	X80M430	4300	3400	5510	200	714	6/6	8000	/	
	X80M450	4500	3500	5710	200	714	6/6	8000	/	
	X80M480	4800	3650	6010	200	714	6/6	8000	/	
	X80M500	5000	3750	6210	200	714	6/6	8000	/	
	X80M550	5500	4050	6740	200	714	3/6	7400	/	
	X80M600	6000	4300	7240	200	714	3/6	7000	/	
	X80M650	6500	4600	7790	200	714	3/6	5800	/	
	X100M250	2500	2600	4055	200	726	6/12	/	10000	
	X100M270	2700	2700	4255	200	726	6/12	/	10000	
	X100M300	3000	2850	4555	200	726	6/12	/	10000	
	X100M330	3300	3000	4855	200	726	6/12	/	10000	
	X100M350	3500	3100	5055	200	726	6/12	/	10000	
	X100M360	3600	3150	5155	200	726	6/12	/	10000	
	X100M400	4000	3350	5555	200	726	6/12	/	10000	
	X100M430	4300	3550	5855	200	726	6/6	/	10000	
	X100M450	4500	3650	6055	200	726	6/6	/	10000	
	X100M480	4800	3800	6355	200	726	6/6	/	10000	
	X100M500	5000	3900	6555	200	726	6/6	/	10000	
	X100M550	5500	4200	7055	200	726	3/6	/	9000	
X100M600	6000	4450	7555	200	726	3/6	/	8000		
X100M650	6500	4750	8055	200	726	3/6	/	6700		
Full free duplex mast	X80U230	2300	2350	3505	1145	719	6/12	8000	/	
	X80U250	2500	2450	3705	1245	719	6/12	8000	/	
	X80U270	2700	2550	3905	1345	719	6/12	8000	/	
	X80U300	3000	2700	4205	1495	719	6/12	8000	/	
	X80U330	3300	2850	4505	1645	719	6/12	8000	/	
	X80U360	3600	3000	4805	1795	719	6/12	8000	/	
	X80U400	4000	3200	5205	1995	719	6/12	8000	/	
	X100U230	2300	2500	3845	955	744	6/12	/	10000	
	X100U250	2500	2600	4045	1055	744	6/12	/	10000	
	X100U270	2700	2700	4245	1155	744	6/12	/	10000	
	X100U300	3000	2850	4545	1305	744	6/12	/	10000	
	X100U330	3300	3000	4845	1455	744	6/12	/	10000	
	X100U360	3600	3150	5145	1605	744	6/12	/	10000	
	X100U400	4000	3350	5545	1805	744	6/12	/	10000	
	Full free triplex mast	X80N450	4500	2750	5775	1485	759	6/6	7000	/
		X80N480	4800	2850	6075	1585	759	6/6	7000	/
X80N500		5000	2950	6360	1600	759	6/6	6500	/	
X80N550		5500	3100	6810	1800	759	3/6	6100	/	
X80N600		6000	3250	7275	1985	759	3/6	5600	/	
X80N650		6500	3530	7840	2200	759	3/6	5000	/	
X80N700		7000	3700	8310	2400	759	3/6	4200	/	
X100N450		4500	2850	6055	1305	794	6/6	/	8500	
X100N480		4800	2950	6355	1405	794	6/6	/	8500	
X100N500		5000	3050	6555	1505	794	6/6	/	8200	
X100N550		5500	3200	7055	1655	794	3/6	/	7700	
X100N600		6000	3350	7555	1805	794	3/6	/	7000	
X100N650		6500	3630	8055	2085	794	3/6	/	6200	
X100N700		7000	3800	8555	2255	794	3/6	/	5200	

With sideshifter minus 500Kg,with integral sideshifter minus 400kg.

12T MAST: (Pneumatic)

Type	Model	Max.fork height	Overall height		Free lift Without backrest	Front overhang	Tilt range	Capacity		
			Lowered	Extended Without backrest				FWD/BWD	Load capacity 600mm	
									Double tire	
mm	mm	mm	mm	mm	(°)	kg				
Wide view mast	XX120M270	2700	2850	4405	200	739	6/12	12000		
	XX120M300	3000	3000	4705	200	739	6/12	12000		
	XX120M330	3300	3150	5005	200	739	6/12	12000		
	XX120M360	3600	3300	5305	200	739	6/12	12000		
	XX120M400	4000	3550	5705	200	739	6/12	12000		
	XX120M430	4300	3700	6005	200	739	6/6	12000		
	XX120M450	4500	3800	6205	200	739	6/6	12000		
	XX120M480	4800	3950	6505	200	739	6/6	12000		
	XX120M500	5000	4050	6705	200	739	6/6	12000		
	XX120M550	5500	4350	7205	200	739	3/6	10500		
	XX120M600	6000	4600	7705	200	739	3/6	9000		
	Full free triplex mast	XX120N450	4500	3000	6205	1305	807	6/6	10200	
XX120N480		4800	3100	6505	1405	807	6/6	10200		
XX120N500		5000	3200	6705	1505	807	6/6	9800		
XX120N550		5500	3350	7205	1655	807	3/6	9200		
XX120N600		6000	3500	7705	1805	807	3/6	8000		
XX120N650		6500	3780	8205	2085	807	3/6	7000		



ENFORCER

PROUDLY
DISTRIBUTED BY: **FORKFORCE**[®]

1300 423 675 | forkforce.com