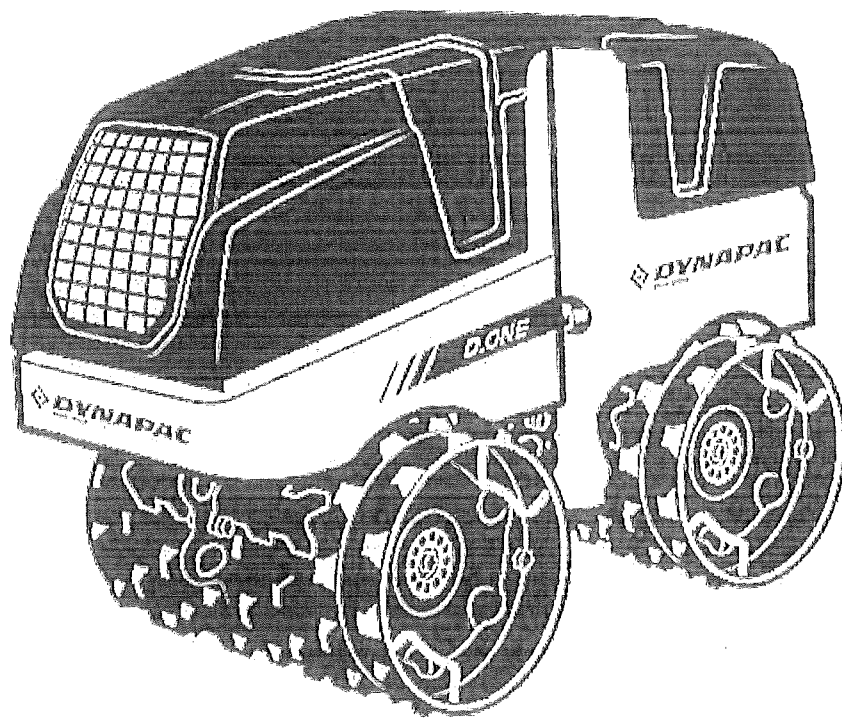


Quick Start Engine Protection System (EPS)



The D.ONE is equipped with an engine protection system that is shutting the engine automatically off, when the machine is tilting over.

If the machine tips over, engine oil is running from the crank case into the combustion chamber through the gaps of the piston rings. If now the machine is put back on the wheels and is started directly, the conrods and tappets can be bent.

To make sure that the engine cannot be started after the machine tipped over, the EPS has to be activated before taking the machine in operation.

Activation of EPS

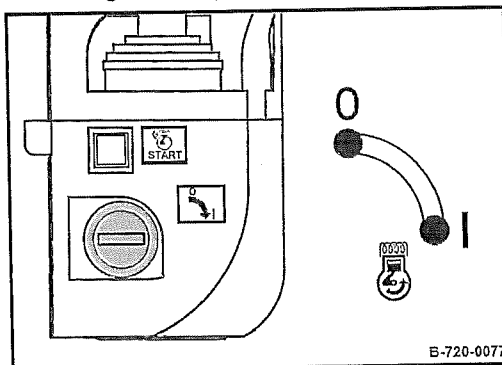
Activation of EPS via Input Code

Codes can be entered via the display unit to show operating states and for troubleshooting.

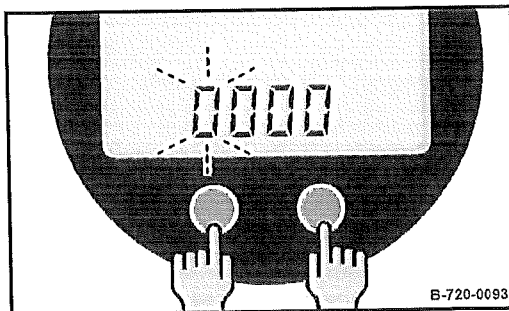


Codes can only be entered when the engine is switched off.

1. Shut down the engine
2. Turn the ignition key to position "I". + wait for 5 seconds



3. Press both buttons (F1 and F2) of the display for 2 seconds



- a. Type in code 5035 (F1 changes the digit no, F2 goes to next digit / after the 4th digit press F2 once more)
4. Press both buttons (F1 and F2) of the display for 2 seconds
 - b. Type in code 5037 (F1 changes the digit no, F2 goes to next digit / after the 4th digit press F2 once more)
5. Press both buttons (F1 and F2) of the display for 2 seconds
 - a. Type in code 5036 (F1 changes the digit no, F2 goes to next digit / after the 4th digit press F2 once more)