

TYPE	Compressors - Trailing
MAKE	Atlas Copco
MODEL	XAS 375
SERIAL NUMBER	APP831406
Report Number	ACEA 20210311-1053
Date	11-Mar-2021
Created By	Ilze Du Plessis
Assessor	Greg Conrad
Assist. Assessor(s)	
Completed By	Ilze Du Plessis
Owner	Atlas CEA
Customer Name	Asset Construction Hire
Assessment Purpose	Sale
State	ACT

TABLE OF CONTENTS

SECTION 1

IMPORTANT INFORMATION

Contains information outlining the scope and any limitations applicable to this Risk Management Report

SECTION 2

MACHINE DETAILS

Contains standard machine specifications and details of any extras fitted

SECTION 3

RISK ANALYSIS, RISK EVALUATION & RISK TREATMENT

Contains details of the technique used to calculate risk ratings, time frame and risk treatments. Please refer to this information when reviewing and interpreting the information in section 4 & 5

SECTION 4

RISK TREATMENTS REQUIRED

Contains detailed information regarding the risk treatments to be implemented including hazard, risk rating, time frame, relevant standards & legislative references

SECTION 5

RISK TREATMENTS IN PLACE

Contains detailed information regarding the risk treatments in place including hazard, risk rating, relevant standards & legislative references

SECTION 6

IMAGES AND NOTES

Contains images & any relevant information entered by the assessor

SECTION 1 IMPORTANT INFORMATION

This report generated by Plant Assessor™ © Online Safety Systems on Thursday, 11 Mar 2021 9:54 AM

This Risk Management Report has been prepared for -

(insert recipient name/company name)

This document has been prepared to cover the sale or transfer of this item of plant between the Company identified on the front cover and their named recipient. This report must not be used for any subsequent sale or transfer.

This document is provided to meet duty of care obligations as set out in relevant state and territory health and safety regulations for the supply of plant and the sale and transfer of plant.

The safety hazards associated with the operating and maintaining of this item of plant have been identified as far as practical by visual inspection. This item of plant is being sold in an "as-is" condition with known and unknown safety hazards. No physical testing has been conducted (eg. Wire rope tests, stress tests, structural/non-destructive tests, noise tests, vibration tests, brake tests, insulation tests etc.) unless stated otherwise in the notes.

This document is not intended to provide information on, nor warrant the mechanical, electrical or structural condition of this item of plant. Any information on standard features have been supplied through the manufacturer and should be used as a guide only until otherwise verified.

This item of plant should be further assessed, tested and inspected or dismantled as necessary to gauge any further hazards and /or risks relating to SPECIFIC WORKPLACE USE, which are currently unknown, in accordance with relevant standards, regulations and acts.

Under common law and relevant state and territory health and safety acts, regulations and codes of practice, there is a requirement for the plant owner, employer and operator to exercise a duty of care in the safe operation and maintenance of plant. Accordingly before this item of plant is supplied to, or used at any workplace it must be inspected to ensure it is in a fully operational , safe and serviceable condition and that operators and maintenance personnel are appropriately trained in the use & maintenance of this item of plant.

For further information regarding this report contact Online Safety Systems on 1300 72 88 52

SECTION 2 MACHINE DETAILS

MACHINE DETAILS	- NOISE TEST RESULTS	1. Manufacturers specified noise level dBA	
	CAPACITIES	Fuel Tank Capacity (Litres)	
	COMPRESSOR	Free Air Delivery (lit/min)	
	DIMENSIONS/WEIGHTS	Height (mm)	
		Length, draw bar down (mm)	
		Length, drawbar up (mm)	
		Operating weight (kg)	
	ENGINE	Width (mm)	
		Engine Make & Model	
		Engine Number	
Fuel consumption (lit/min)			
PLANT CLASSIFICATIONS	Power (kW@rpm)		
	Class		

	Year	
WORK CAPABILITIES	Normal work pressure (kPa)	

SECTION 3 RISK ANALYSIS / RISK EVALUATION

RISK ANALYSIS		CONSEQUENCE				
		1. INSIGNIFICANT Dealt with by in house first aid	2. MINOR Treated by medical professionals, hospital out patients	3. MODERATE Significant non permanent injury overnight hospital stay	4. MAJOR Extensive permanent injury eg. Loss of fingers, extended hospital stay	5. CATASTROPHIC Death, permanent disabling injury eg. Loss of hand, quadriplegia
LIKELIHOOD	A. Almost certain to occur in most circumstances	MEDIUM 8	HIGH 16	HIGH 18	CRITICAL 23	CRITICAL 25
	B. Likely to occur frequently	MEDIUM 7	MEDIUM 10	HIGH 17	HIGH 20	CRITICAL 24
	C. Possibly and likely to occur at sometime	LOW 3	MEDIUM 9	MEDIUM 12	HIGH 19	HIGH 22
	D. Unlikely to occur but could happen	LOW 2	LOW 5	MEDIUM 11	MEDIUM 14	HIGH 21
	E. May occur but only in rare circumstances	LOW 1	LOW 4	LOW 6	MEDIUM 13	MEDIUM 15

RISK EVALUATION	CRITICAL	Act immediately to mitigate risk. Implement risk treatment(s) in accordance with the risk treatment table below.
	HIGH	Act immediately to mitigate risk. Implement risk treatment(s) in accordance with the risk treatment table below. If the appropriate risk treatments are not immediately accessible establish interim risk treatment strategies. Permanent risk treatments must be implemented within one week.
	MEDIUM	Take reasonable steps to mitigate and monitor the risk. Implement risk treatment(s) in accordance with the risk treatment table below. Permanent risk treatments must be implemented within one month.
	LOW	Take reasonable steps to mitigate and monitor the risk. Implement risk treatment(s) in accordance with the risk treatment table below. Permanent risk treatments must be implemented within three months.

RISK TREATMENT	Selecting the most appropriate risk treatment option involves balancing the costs and efforts of implementation against the benefits derived, with regard to legal, regulatory and other requirements. <small>(source AS/NZS ISO 31000:2009)</small>	
	Eliminate	Eliminate the risk source.
	Substitute	Provide an alternative that is capable of performing the same task which is safer.
	Engineering	Provide or construct a physical barrier or guard.
	Administration	Develop policies, procedures, practices and guidelines in consultation with employees to mitigate the risk. Provide training, instruction and supervision about the risk source.
	Personal protective	Provide personal protective equipment to protect the individual from the risk source.



SECTION 4 RISK TREATMENTS REQUIRED







This section of the report pertains to hazards created by use of this item of plant which currently do not have risk treatments in place. The risk treatments recommended in this section have been developed based on relevant Australian Standards, health & safety legislation, the hierarchy of risk treatment in accordance with the guidelines set forth in AS/NZS ISO 31000 – Risk Management and various other sources. The recommended risk treatment measures must be developed, implemented and validated as effective prior to the operation, maintenance or testing of this item of plant. Treatments applied must be dated and initialled adjacent the recommendations. All operators must read and understand the entire contents of this section prior to operating this item of plant.





HAZARD(S)	Prelim. Risk Rating	Residual Risk Rating	Time Frame	Due Date	Date Rectified	Initial
-----------	---------------------	----------------------	------------	----------	----------------	---------








SECTION 5 RISK TREATMENTS IN PLACE






This section of the report pertains to risk treatments currently in place on this item of plant. This section must be read in conjunction with the safety section of the manufacturers handbook. All operators must read and understand the entire contents of this section prior to operating this item of plant. These treatments or equivalent must remain in place at all times whilst this item of plant is in operation.





	HAZARD(S)	Prelim. Risk Rating	Residual Risk Rating
INFORMATION	 HIGH PRESSURE, NON COMPLIANCE	HIGH 19	MEDIUM 14
	<p>Risk Treatments in Place: Compressed Air Hose Marking The compressed air hose is continuously marked with the following information:</p> <ul style="list-style-type: none"> a) the manufacturer's name or identification b) the standard number ISO 2398 & year of publication i.e. ISO 2398:2016 c) the hose type and class d) the category, if low temperature (L-T) e) the inside diameter in millimetres f) the maximum working pressure, in Mpa & bar, with units stated g) the date of manufacture, by giving the quarter and year of manufacture or using another suitable code? <p>These marking should be clearly legible at all times while this item of plant is in operation.</p> <p>References: ISO2398</p>		
COMMISSIONING	 INCORRECT OPERATION, COLLISION	HIGH 22	MEDIUM 15
	<p>Risk Treatments in Place: Tow Coupling Label The aggregate mass of this trailer is less than 3500kg and a ball type towing coupling fitted. Accordingly the tow ball coupling is marked with the following information in characters in English not less than 5 mm high -</p> <ul style="list-style-type: none"> (a) Factory mark, trade name or manufacturer's name (if appropriate). (b) The mark '50' to indicate the size of the towball for which it is intended. (c) The manufacturer's approved maximum coupling body rating (e.g. '750 kg', or '2000 kg', or '3500 kg'), in kilograms. (d) A code to indicate the serial number, batch, production date, or similar. (e) The words 'DO NOT WELD' if the coupling is manufactured from non-weldable materials. (f) The words 'WELD ONLY' if coupling body is specifically designed to be attached by welding only? <p>This information must be marked upon the coupling and followed at all times whilst this item of plant is in operation.</p> <p>References: AS4177.3</p>		






	HAZARD(S)	Prelim. Risk Rating	Residual Risk Rating
OPERATION	 COLLISION	CRITICAL 25	HIGH 21
	Risk Treatments in Place: Electric Brake Controller This trailer is fitted with electric type brakes and the tow vehicle is fitted with a device (brake controller) that allows the braking force to be controlled at the normal driving position. This device must be fully functional at all times whilst this item of plant is in operation. References: Australian Design Rules-		
	 INCORRECT OPERATION	CRITICAL 24	MEDIUM 15
	Risk Treatments in Place: Operator Competency Only persons who are qualified, trained and experienced and/or hold the relevant certification/license can operate this item of plant. If there is not a competent/licensed person available for operation of this item of plant then only persons who are supervised by a competent/licensed person can operate this item of plant. References: Work Health & Safety Act & Regulations- , Occupational Health & Safety Act & Regulations		
	 INCORRECT OPERATION	HIGH 22	MEDIUM 15
	Risk Treatments in Place: Operation Handbook The manufacturer's operation handbook has been supplied for this item of plant. This handbook must be available at all times to all potential operators and supervisory staff. All potential operators must read and be familiar with this handbook prior to operating. A complete risk assessment/Job Safety Analysis must be undertaken covering all operating processes and environments associated with this item of plant. SWMS should be produced for specific tasks associated with use of this item of plant. References: Work Health & Safety Act & Regulations- , Occupational Health & Safety Act & Regulations		
	 INCORRECT OPERATION	HIGH 22	MEDIUM 15
	Risk Treatments in Place: Pre-op Checklist Compressor - Trailing A pre-operational checklist is available for this Compressor - Trailing. All operators must complete this checklist prior to operating this Compressor - Trailing. References: Work Health & Safety Act & Regulations- , Occupational Health & Safety Act & Regulations		
 INCORRECT OPERATION	HIGH 22	MEDIUM 15	
Risk Treatments in Place: SOP Compressor - Trailing Safe Operation Procedures are available for this Compressor - Trailing. The information in the Safe Operation Procedures must be followed at all times whilst operating this Compressor - Trailing. References: Work Health & Safety Act & Regulations- , Occupational Health & Safety Act & Regulations			
 INCORRECT OPERATION	HIGH 22	MEDIUM 15	
Risk Treatments in Place: Control Labels All controls including all levers, buttons, pedals, switches etc. are clearly labelled as to their purpose and method of operation. These labels must be maintained in a clean and serviceable condition at all times. References: AS/NZS4024.1905			









HAZARD(S)	Prelim. Risk Rating	Residual Risk Rating
 POISONING, EXPLOSION, BURNS	HIGH 22	MEDIUM 15
<p>Risk Treatments in Place: Engine Review Safe Operation Procedures to ensure the existence of the following:</p> <p>FUEL COMBUSTION ENGINES SAFE OPERATION PROCEDURES</p> <ol style="list-style-type: none"> 1. Switch off the engine before refueling. 2. NEVER smoke in the vicinity of, and keep sources of sparks away from, any flammable liquid or fuel. 3. Let the engine cool down before refueling. 4. Fuels can contain substances similar to solvents. Eyes and skin should not come in contact with mineral oil products. Always wear protective gloves when refueling (not regular work gloves!). Frequently clean and change protective clothes. Do not breathe in fuel vapours. Inhalation of fuel vapours can be hazardous to your respiratory health. 5. Use extreme care when filling fuel tanks. 6. Exercise care not to spill fuel. If a spill over the engine occurs, clean and dry the engine immediately. Fuel should not come in contact with clothes. If your clothes have become contaminated with fuel, change out of them at once. Undertake refilling operations over a non porous surface such as concrete or preferably within a bunded area to avoid spilling fuel on the ground (environmental protection). 7. Do not refuel any fuel tank or container in a closed unventilated area. Without effective ventilation, fuel vapours will accumulate near the floor creating a risk of explosion and/or causing dizziness and possible unconsciousness in nearby persons. 8. Ensure to correctly fit and firmly tighten the screw cap of the fuel tank. 9. Before starting the engine, move to a location at least 3 metres from where you fuelled the engine. 10. Fuel cannot be stored for an unlimited period of time. Buy only as much as will be consumed in the short term. 11. When making up the fuel/oil mixture (2-stroke engines only), always put the oil in the mixing container first, and then the fuel. 12. Use only approved and appropriately marked containers for the transport and storage of fuel. 13. Keep children away from fuel, fuel storage and operating machinery! 14. Where possible, keep an appropriate fire extinguisher nearby during operations utilising flammable liquids. 15. Never operate an internal combustion engine inside your home, basement, garage or any other enclosed area. The engine needs a minimum of 1 to 2 metres of spacing on all sides (including the top). An engine needs an unlimited supply of fresh air for proper cooling during operation. 16. Properly locate the engine outdoors away from doors and windows. An open door or window will allow dangerous exhaust fumes to enter the building. Since combustion engines create carbon monoxide, which can be lethal, good ventilation is critical. Keep the engine dry and always operate it on a level surface. <p>References: Work Health & Safety Act & Regulations- , Occupational Health & Safety Act & Regulations</p>		
 POISONING, EXPLOSION, BURNS	HIGH 22	MEDIUM 15
<p>Risk Treatments in Place: Tank ID Label The tank(s) on this item of plant have clear, legible label(s) identifying their contents, and if appropriate any necessary controls re: the contents. These must be present, clear and legible at all times. (this includes radiator, hydraulic and petrol/diesel tanks)</p> <p>References: Work Health & Safety Act & Regulations- , Occupational Health & Safety Act & Regulations</p>		
 INCORRECT OPERATION, NON COMPLIANCE	HIGH 22	MEDIUM 15
<p>Risk Treatments in Place: Emergency Stop Labelling - Compressor The emergency stop(s) fitted to this compressor are clearly labelled as to the purpose and method of operation. These labels must be maintained in a clean and serviceable condition at all times.</p> <p>References: AS/NZS4024.1604</p>		
 COLLISION	HIGH 22	MEDIUM 15
<p>Risk Treatments in Place: Retractable Drawbar This item of plant is fitted with an extendable/retractable drawbar with locking device and instruction label that meet the following requirements –</p> <ol style="list-style-type: none"> 1. Has a double action mechanical locking device for each drawbar position & 2. Has a clear and legible instruction label adjacent explaining locking device/drawbar position for transport & storage. <p>The locking device and label must be present and fully functional at all times whilst this item of plant is in operation.</p> <p>References: AS4024</p>		







	HAZARD(S)	Prelim. Risk Rating	Residual Risk Rating	
	FIRE	HIGH 21	MEDIUM 15	
Risk Treatments in Place: Fire Extinguisher This item of plant is fitted with an approved and maintained fire extinguisher. Fire extinguisher(s) must be present and fully functional at all times. They must be readily accessible to the operator. Regular inspections must also be carried out in accordance with the manufacturer's requirements and AS 1851 – 1995				
	HEARING LOSS	HIGH 19	MEDIUM 14	
Risk Treatments in Place: Hearing Protection Label - Bystanders The hazard warning labels re: wearing of hearing protection for bystanders attached to this item of plant refer to the level of noise produced. Permanent hearing damage will result if hearing protection is not worn. These labels must be present, clear and legible at all times whilst this item of plant is in operation. References: AS/NZS1269, AS3781-				
	HEARING LOSS	HIGH 19	MEDIUM 14	
Risk Treatments in Place: Hearing Protection Label - Operator The hazard warning label(s) re: wearing of hearing protection attached to this item of plant refer to the level of noise produced. Permanent hearing damage will result if hearing protection is not worn. These labels must be present, clear and legible at all times whilst this item of plant is in operation. References: AS/NZS1269, AS3781-				
	EYE DAMAGE	HIGH 19	MEDIUM 14	
Risk Treatments in Place: Eye Protection Label The hazard warning labels re: wearing eye protection attached to this item of plant refer to the potential for score from the drilled product becoming lodged in the eye and causing serious injury. Permanent eye damage may result if eye protection is not worn. These labels must be present, clear and legible at all times. References: AS1319- , AS/NZS4024.1201				
	ENTANGLEMENT, SHEARING, PINCHING	HIGH 19	MEDIUM 13	
Risk Treatments in Place: Guarding Label All the belts, pulleys and gears are guarded. These guards must be present, fully functional and serviceable at all times whilst this item of plant is in operation and the labels re: do not open or remove while engine is running must be in place and easily seen at all times. References: AS/NZS4024.1201				
	ENTANGLEMENT, SHEARING, BURNS	MEDIUM 14	MEDIUM 13	
Risk Treatments in Place: Engine Guard Label The engine fan and alternator belts, pulleys and gears are guarded. These guards have clear legible hazard warning labels re do not open or remove guards while engine is running. These labels must be present, legible and easily seen at all times whilst this item of plant is in operation. References: AS1319- , AS/NZS4024.1201				
DESIGN COMPLIANCE		NON COMPLIANCE, COLLISION	CRITICAL 24	MEDIUM 15
	Risk Treatments in Place: Trailer Brakes (GTM 750-2000kg) This item of plant has fully functional brakes fitted to at least one axle. These brakes must be fully functional at all times whilst this item of plant is in operation. The brakes must be regularly inspected and tested. These inspections and tests must be documented as part of your plant safety programme. References: Australian Design Rules-			


HAZARD(S)	Prelim. Risk Rating	Residual Risk Rating
 NON COMPLIANCE, COLLISION	CRITICAL 24	MEDIUM 15
<p>Risk Treatments in Place: Trailer Brakes (GTM 2000kg +) This item of plant has fully functional brakes fitted to all wheels.</p> <p>These brakes must be fully functional at all times whilst this item of plant is in operation. The brakes must be regularly inspected and tested. These inspections and tests must be documented as part of your plant safety programme.</p> <p>References: Australian Design Rules-</p>		
 NON COMPLIANCE, COLLISION	CRITICAL 24	MEDIUM 15
<p>Risk Treatments in Place: Emergency Braking System (2000kg +) This item of plant has an emergency braking system fitted which automatically applies the brakes in the event of a trailer break away from the towing vehicle and the brakes will remain applied for a minimum of 15 minutes.</p> <p>This emergency braking system must be fully functional at all times whilst this item of plant is in operation. The brakes must be regularly inspected and tested. These inspections and tests must be documented as part of your plant safety programme.</p> <p>References: Australian Design Rules-</p>		
 CRUSHING, COLLISION	CRITICAL 24	MEDIUM 15
<p>Risk Treatments in Place: Park Brake This item of plant is fitted with a fully functional park (hand) brake which meets the following requirements –</p> <ol style="list-style-type: none"> 1. Is separate to the service brakes 2. Has a device which maintains the brake in the on position until intentionally disengaged & 3. Requires at least two separate and distinct movements to disengage the park brake. <p>The park brake must be regularly inspected and tested. These inspections and tests must be documented as part of your plant safety programme.</p>		
 CRUSHING, COLLISION	CRITICAL 24	MEDIUM 15
<p>Risk Treatments in Place: Trailer Safety Chain This item of plant is fitted with a safety chain which will keep this item of plant attached to the towing unit in the event of failure to the primary tow coupling. Use of this device is mandatory on public roads and use at all other times is highly recommended.</p> <p>The size and capacity of all components of this device must be proportional to the mass of this item of plant and conditions under which this item of plant is towed.</p> <p>The condition of this device must be monitored as part of your operational "pre start" checklist. If any faults are detected towing of this item of plant must not occur until repair or replacement by a competent person occurs.</p> <p>References: Australian Design Rules-</p>		
 CRUSHING, COLLISION	CRITICAL 24	MEDIUM 15
<p>Risk Treatments in Place: Trailer Safety Chains This item of plant is fitted with two (2) safety chains which will keep this item of plant attached to the towing unit in the event of failure to the primary tow coupling. Use of this device is mandatory on public roads and use at all other times is highly recommended.</p> <p>The size and capacity of all components of these chains must be proportional to the mass of this item of plant and conditions under which this item of plant is towed.</p> <p>The condition of these chains must be monitored as part of your operational "pre start" checklist. If any faults are detected towing of this item of plant must not occur until repair or replacement by a competent person occurs.</p> <p>References: Australian Design Rules-</p>		

HAZARD(S)	Prelim. Risk Rating	Residual Risk Rating
 NON COMPLIANCE	HIGH 22	MEDIUM 15
<p>Risk Treatments in Place: Trailer Compliance Plate This trailer is fitted with a manufacture's compliance plate that has the following information permanently marked upon it as a minimum -</p> <ol style="list-style-type: none"> Name of the manufacturer or importer Trailer model VIN (Vehicle identification number) Date of manufacture ATM (Aggregate trailer mass) A certification statement complying with the Standards Act 1989? <p>Ensure that this plate is present and legible at all times whilst this item of plant is in operation.</p> <p>References: Australian Design Rules-</p>		
 COLLISION	HIGH 22	MEDIUM 15
<p>Risk Treatments in Place: Tow Couplings (ball type) The aggregate mass of this trailer is less than 3500kg and a ball type towing coupling fitted. Accordingly a self-locking mechanism together with a separate means of automatically retaining this device in the locked position is also fitted. This device must meet the following criteria at all times whilst this item of plant is in use -</p> <ol style="list-style-type: none"> the coupling body is not prone to failure or undue deterioration with use the coupling body is placed so that the likelihood of inadvertent damage to any component while in use is minimised self-locking occurs when the coupling body is coupled to the towball and is verifiable by visual inspection the self-locking device is constructed so as to prevent accidental disengagement while in operation the self-locking device can easily be manually released to permit disengagement of the coupling body from the towball <p>If at any stage any of these criteria are not met operation must cease until the appropriate remedial actions are completed by a competent person.</p> <p>References: AS4177.3</p>		
 NON COMPLIANCE	HIGH 22	MEDIUM 15
<p>Risk Treatments in Place: Emergency Stop Device - Compressor This compressor is fitted with an emergency stop device.</p> <p>The emergency stop must meet all of the following criteria whilst this item of plant is in operation:</p> <ol style="list-style-type: none"> Is operational Is coloured red with yellow background Is easily accessible to the operator(s) at all times whilst operating this item of plant Resetting of emergency stop does not automatically restart the compressor operation <p>Note: All operators must be familiar with the use and effects of actuation of the emergency stop device.</p> <p>References: AS/NZS4024.1604</p>		
 ENTANGLEMENT	HIGH 22	MEDIUM 15
<p>Risk Treatments in Place: Engine Guards The engine fan and alternator belts, pulleys and gears are guarded. These guards must be present and fully functional and serviceable at all times whilst this item of plant is in operation.</p> <p>References: AS/NZS4024.1601</p>		

HAZARD(S)	Prelim. Risk Rating	Residual Risk Rating
 NON COMPLIANCE	HIGH 22	HIGH 21
<p>Risk Treatments in Place: Pressure Vessel Manufacturer ID Plate All pressure vessels fitted with a manufacturer's ID plate which contains the following as a minimum -</p> <ul style="list-style-type: none"> (a) Manufacturer's name or identification symbol (b) Inspector's identification (c) Design pressure, in kilopascals (d) Hydrostatic test pressure, in kilopascals (e) Date of hydrostatic test, month and year, e.g. 5/2010 (f) Design temperature in degrees Celsius (g) For vessels intended for low temperature service, the minimum operating temperature in degrees Celsius and the maximum allowable pressure at that temperature, in kilopascals (h) The vessel designation (class) number AS1210 - ? (i) The manufacturer's serial number for the vessel (j) Hazard level to AS 4343 (k) Where appropriate, the vessel registered number (l) Where issued by the regulatory authority, the design identification number (m) The appropriate units for all pressure and temperature valves marked <p>References: AS1210.1</p>		
 EXPLOSION	HIGH 22	MEDIUM 15
<p>Risk Treatments in Place: Pressure Gauge This item of plant is fitted with a pressure gauge. This gauge must be fully functional at all times whilst this item of plant is in operation.</p> <p>References: AS1210.1</p>		
 EXPLOSION	HIGH 22	MEDIUM 15
<p>Risk Treatments in Place: Pressure Relief Device The pressure vessel fitted to this item of plant is fitted with a fully functional pressure relief device fitted that meets the following requirements -</p> <ol style="list-style-type: none"> 1. Installed in the appropriate location to relieve the vessel contents that the valve is designed for 2. Cannot be isolated or bypassed 3. The inlet line has a flow capacity at least equal to that of the pressure relief device 4. Discharge termination point location will not create a hazard for personnel. <p>All of these requirements must be met at all times whilst this item of plant is in operation.</p> <p>References: AS1210.1</p>		
 COLLISION	HIGH 22	MEDIUM 11
<p>Risk Treatments in Place: Turning, Braking & Presence Lights This item of plant is fitted with lighting to indicate presence, turning and braking. All of these lights must be fully functional whilst this item of plant is in operation in areas of reduced light.</p> <p>If any of these lights stop working the operation must cease immediately and the faulty light be repaired before operation can continue in the areas of reduced light.</p> <p>References: AS/NZS4024.1201</p>		
 OPERATIONAL MALFUNCTION	HIGH 22	LOW 2
<p>Risk Treatments in Place: Plant Modification The plant is in original condition.</p>		

HAZARD(S)		Prelim. Risk Rating	Residual Risk Rating
	INCORRECT OPERATION	HIGH 20	MEDIUM 14
<p>Risk Treatments in Place: Intuitive Controls The controls fitted to this item of plant are orientated so that the movement of the control is consistent with the action of the machine e.g. moving a control lever to the left results in the machine turning to the left. This design feature must be maintained at all times whilst this item of plant is in operation.</p> <p>References: AS/NZS4024.1906</p>			
	STRAINS	HIGH 19	LOW 5
<p>Risk Treatments in Place: Controls Ergonomics All controls including all levers, buttons, pedals, switches etc, are placed near the operator work position and are easy to reach and operate during the execution of the operator's normal duties. This applies for all persons within the 95th percentile of the normal population distribution.</p> <p>References: AS/NZS4024.1901</p>			
	INCORRECT OPERATION, SLIPPING	HIGH 17	LOW 6
<p>Risk Treatments in Place: Control Levers/Pedals/Buttons All controls including all levers, buttons, pedals, switches etc. must be kept non-slip and free from damage at all times.</p> <p>References: AS/NZS4024.1901</p>			
	INCORRECT OPERATION, OPERATIONAL MALFUNCTION	MEDIUM 14	MEDIUM 13
<p>Risk Treatments in Place: Restricted Access Switches This item of plant is fitted with a device to restrict operators. A code/key must only be given to those that have appropriate experience or training.</p> <p>References: AS/NZS4024.1201</p>			
	ELECTRIC SHOCK, BURNS	MEDIUM 12	LOW 6
<p>Risk Treatments in Place: Battery Cover All batteries fitted to this item of plant are constrained to prevent displacement & fitted with a permanent sturdy cover which allows for ventilation. The constraint and cover must be present and fully functional and serviceable at all times whilst this item of plant is in operation.</p> <p>References: AS/NZS4024.1201</p>			
	CORROSION, EXPLOSION	MEDIUM 12	LOW 6
<p>Risk Treatments in Place: Pressure Vessel Drainage Provision The pressure vessel is fitted with a drainage point. Potentially corrosive material must be drained regularly to prevent unusual wear to the chamber walls. If corrosive material is left in the chamber for a prolonged period then a hydrastatic or ultrasonic test should be completed to confirm structural integrity.</p> <p>References: AS1210.1</p>			
	INCORRECT OPERATION, SLIPPING	MEDIUM 9	LOW 4
<p>Risk Treatments in Place: Operator Floor All work area floors are non-slip and free from damage & debris.</p> <p>Floor area must remain non-slip and free from damage & debris, including rubbish, tools and other items, at all times whilst this item of plant is in use.</p> <p>References: AS/NZS4024.1201</p>			
	BURNS	MEDIUM 9	LOW 5
<p>Risk Treatments in Place: Exhaust The engine exhaust on this item of plant is fitted with a guard to prevent injury to any person and control the risk of initiating a fire. It must be present and fully functional and serviceable at all times whilst this item of plant is in operation.</p> <p>References: AS/NZS4024.1201</p>			

	HAZARD(S)	Prelim. Risk Rating	Residual Risk Rating
MAINTENANCE	 CURRENT OR PREVIOUS STRUCTURAL DAMAGE	CRITICAL 25	MEDIUM 15
	Risk Treatments in Place: Structural Integrity Regular checks for structural damage must be undertaken. Look for cracks in frames/chassis (current or repaired), bends or damage to structural components, etc.		
	 INCORRECT OPERATION	HIGH 22	MEDIUM 15
	Risk Treatments in Place: Maintenance Manual The manufacturer's maintenance manual(s) has been supplied for this item of plant These manual(s) must be available at all times to all users and maintenance staff of this item of plant. All users and maintenance staff must read and be familiar with these handbook(s) prior to maintaining or repairing this item of plant. A complete risk assessment/JSEA must be undertaken covering all inspection, maintenance, servicing and transportation requirements of this piece of plant prior to use. A full assessment of the competence of people using the book(s) must also be undertaken		
	References: Work Health & Safety Act & Regulations- , Occupational Health & Safety Act & Regulations		
	 INSTABILITY, COLLISION	HIGH 22	MEDIUM 15
	Risk Treatments in Place: Tyres The tyres and wheel components must be inspected as part of a "pre start" checklist. These inspections must be documented as part of your plant safety programme. References: ISO31000		
	 STRIKING	HIGH 22	MEDIUM 15
Risk Treatments in Place: Pneumatic Damage The air hoses to this item of plant are free from damage and protected against damage arising from contact with the plant structure. Ensure that hoses are free from damage and that protection is in place at all times whilst this item of plant is in operation. Inspection of the air hoses and protection system should be conducted regularly and documented as part of your plant safety programme. References: AS/NZS4024.1201, ISO2398			
 OPERATIONAL MALFUNCTION	HIGH 22	LOW 2	
Risk Treatments in Place: Major Fluid Leaks This item of plant must remain free from leaks at all times whilst in operation (this includes engine, transmission, cooling system, air, fuel, drive line, wheel hubs, steering and hydraulics). Development of a major leak will require this item of plant to be stood-down until repaired. Minor leaks detected must be repaired within 1-14 days. References: ISO31000			
 EXPLOSION	HIGH 22	MEDIUM 15	
Risk Treatments in Place: Compressed Air Vessel Inspection Regime The pressure vessel has a pressure volume (pV) greater than 150 (pV = pressure in megapascals x tank volume in litres), the following inspections and tests have been carried out within the time frame stated? In-service inspector; - External inspection - 2 yearly - Internal inspection - 4 yearly. If any of the inspections or the tests are not completed as per above, operation must cease until required inspection or test is complete and documented. References: AS1210.1, AS/NZS3788.1			

HAZARD(S)	Prelim. Risk Rating	Residual Risk Rating
 OPERATIONAL MALFUNCTION	HIGH 21	MEDIUM 15
<p>Risk Treatments in Place: Service Records Service and maintenance records are available for this item of plant.</p> <p>These records must continue to be maintained and stored in a secure area as part of your plant safety management programme. This programme includes the undertaking of regular inspections concerning the general condition of the item of plant including (but not limited to) tyre condition, oil levels and wear and tear on critical items such as brakes and steering, etc. All OEM prescribed, scheduled and non scheduled maintenance must also be documented as part of these records and attended to within a risk management framework.</p> <p>References: Work Health & Safety Act & Regulations- , Occupational Health & Safety Act & Regulations</p>		

SECTION 6 IMAGES AND NOTES

IMAGES

- No Images Available -

NOTES

- No Notes Available -

TYPE	Compressors - Trailing	Report Number	ACEA 20210311-1053
MAKE	Atlas Copco	Date	11-Mar-2021
MODEL	XAS 375	Created By	Ilze Du Plessis
SERIAL NUMBER	APP831406	Assessor	Greg Conrad
		Assist. Assessor(s)	
		Owner	Atlas CEA
		Customer Name	Asset Construction Hire
		Assessment Purpose	Sale
		State	ACT

PURCHASER ACKNOWLEDGEMENT

I the undersigned acknowledge that I have read and understand the risk management report described above. I also acknowledge that I have recieved a copy of this risk management report. I also acknowledge that I am authorised to sign on behalf of the purchaser.

Name _____
 Company Name _____
 Position _____
 Signature _____
 Date _____

The manufacturer's operational & maintenance handbooks have been supplied,
 (circle one) YES NO (initial) _____

Please transfer this assessment to my Plant Assessor membership as a (circle one) HIRE / PLANT IN USE
 assessment.

My Plant Assessor email is _____