

<b>TYPE</b>	Generator - Fixed/Transportable
<b>MAKE</b>	Atlas Copco
<b>MODEL</b>	QES 30
<b>SERIAL NUMBER</b>	ESF367490

<b>Report Number</b>	ACEA 20210311-1055
<b>Date</b>	11-Mar-2021
<b>Created By</b>	Ilze Du Plessis
<b>Assessor</b>	Greg Conrad
<b>Assist. Assessor(s)</b>	
<b>Completed By</b>	Ilze Du Plessis
<b>Owner</b>	Atlas CEA
<b>Customer Name</b>	Asset Construction Hire
<b>Assessment Purpose</b>	Sale
<b>State</b>	ACT

## TABLE OF CONTENTS

### SECTION 1

#### IMPORTANT INFORMATION

Contains information outlining the scope and any limitations applicable to this Risk Management Report

### SECTION 2

#### MACHINE DETAILS

Contains standard machine specifications and details of any extras fitted

### SECTION 3

#### RISK ANALYSIS, RISK EVALUATION & RISK TREATMENT

Contains details of the technique used to calculate risk ratings, time frame and risk treatments. Please refer to this information when reviewing and interpreting the information in section 4 & 5

### SECTION 4

#### RISK TREATMENTS REQUIRED

Contains detailed information regarding the risk treatments to be implemented including hazard, risk rating, time frame, relevant standards & legislative references

### SECTION 5

#### RISK TREATMENTS IN PLACE

Contains detailed information regarding the risk treatments in place including hazard, risk rating, relevant standards & legislative references

### SECTION 6

#### IMAGES AND NOTES

Contains images & any relevant information entered by the assessor

## SECTION 1 IMPORTANT INFORMATION

This report generated by Plant Assessor™ © Online Safety Systems on Thursday, 11 Mar 2021 9:56 AM

This Risk Management Report has been prepared for -

\_\_\_\_\_  
(insert recipient name/company name)

This document has been prepared to cover the sale or transfer of this item of plant between the Company identified on the front cover and their named recipient. This report must not be used for any subsequent sale or transfer.

This document is provided to meet duty of care obligations as set out in relevant state and territory health and safety regulations for the supply of plant and the sale and transfer of plant.

The safety hazards associated with the operating and maintaining of this item of plant have been identified as far as practical by visual inspection. This item of plant is being sold in an "as-is" condition with known and unknown safety hazards. No physical testing has been conducted (eg. Wire rope tests, stress tests, structural/non-destructive tests, noise tests, vibration tests, brake tests, insulation tests etc.) unless stated otherwise in the notes.

This document is not intended to provide information on, nor warrant the mechanical, electrical or structural condition of this item of plant. Any information on standard features have been supplied through the manufacturer and should be used as a guide only until otherwise verified.

This item of plant should be further assessed, tested and inspected or dismantled as necessary to gauge any further hazards and /or risks relating to SPECIFIC WORKPLACE USE, which are currently unknown, in accordance with relevant standards, regulations and acts.

Under common law and relevant state and territory health and safety acts, regulations and codes of practice, there is a requirement for the plant owner, employer and operator to exercise a duty of care in the safe operation and maintenance of plant. Accordingly before this item of plant is supplied to, or used at any workplace it must be inspected to ensure it is in a fully operational, safe and serviceable condition and that operators and maintenance personnel are appropriately trained in the use & maintenance of this item of plant.

For further information regarding this report contact Online Safety Systems on 1300 72 88 52

## SECTION 2 MACHINE DETAILS

MACHINE DETAILS	<b>- NOISE TEST RESULTS</b>	1. Manufacturers specified noise level dBA	92
	<b>CAPACITIES</b>	Fuel Tank Capacity (Litres)	
	<b>DIMENSIONS/WEIGHTS</b>	Dry Weight (kg)	970
		L x W x H (mm)	2250/940/1770
		Max Operating Weight (kg)	1150
	<b>ELECTRICAL</b>	Amperage (amps)	
		Current (watts)	26kW
		Frequency (Hz)	
		Voltage (volts)	400
	<b>ENGINE</b>	Engine Displacement (Litres)	
		Engine Hours	
		Engine Make & Model	Kubota V3800-DI-T-E3BG
		Engine Number	
		Engine Power (kW@rpm)	

	Fuel: Petrol/Diesel/Gas	
	Number of Cylinders	
<b>WORK CAPABILITIES</b>	Max Output	27

## SECTION 3 RISK ANALYSIS / RISK EVALUATION

RISK ANALYSIS		CONSEQUENCE				
		1. INSIGNIFICANT Dealt with by in house first aid	2. MINOR Treated by medical professionals, hospital out patients	3. MODERATE Significant non permanent injury overnight hospital stay	4. MAJOR Extensive permanent injury eg. Loss of fingers, extended hospital stay	5. CATASTROPHIC Death, permanent disabling injury eg. Loss of hand, quadriplegia
LIKELIHOOD	A. Almost certain to occur in most circumstances	MEDIUM 8	HIGH 16	HIGH 18	CRITICAL 23	CRITICAL 25
	B. Likely to occur frequently	MEDIUM 7	MEDIUM 10	HIGH 17	HIGH 20	CRITICAL 24
	C. Possibly and likely to occur at sometime	LOW 3	MEDIUM 9	MEDIUM 12	HIGH 19	HIGH 22
	D. Unlikely to occur but could happen	LOW 2	LOW 5	MEDIUM 11	MEDIUM 14	HIGH 21
	E. May occur but only in rare circumstances	LOW 1	LOW 4	LOW 6	MEDIUM 13	MEDIUM 15

RISK EVALUATION	CRITICAL	Act immediately to mitigate risk. Implement risk treatment(s) in accordance with the risk treatment table below.
	HIGH	Act immediately to mitigate risk. Implement risk treatment(s) in accordance with the risk treatment table below. If the appropriate risk treatments are not immediately accessible establish interim risk treatment strategies. Permanent risk treatments must be implemented within one week.
	MEDIUM	Take reasonable steps to mitigate and monitor the risk. Implement risk treatment(s) in accordance with the risk treatment table below. Permanent risk treatments must be implemented within one month.
	LOW	Take reasonable steps to mitigate and monitor the risk. Implement risk treatment(s) in accordance with the risk treatment table below. Permanent risk treatments must be implemented within three months.

RISK TREATMENT	Selecting the most appropriate risk treatment option involves balancing the costs and efforts of implementation against the benefits derived, with regard to legal, regulatory and other requirements. <small>(source AS/NZS ISO 31000:2009)</small>	
	Eliminate	Eliminate the risk source.
	Substitute	Provide an alternative that is capable of performing the same task which is safer.
	Engineering	Provide or construct a physical barrier or guard.
	Administration	Develop policies, procedures, practices and guidelines in consultation with employees to mitigate the risk. Provide training, instruction and supervision about the risk source.
	Personal protective	Provide personal protective equipment to protect the individual from the risk source.





## SECTION 4 RISK TREATMENTS REQUIRED






This section of the report pertains to hazards created by use of this item of plant which currently do not have risk treatments in place. The risk treatments recommended in this section have been developed based on relevant Australian Standards, health & safety legislation, the hierarchy of risk treatment in accordance with the guidelines set forth in AS/NZS ISO 31000 – Risk Management and various other sources. The recommended risk treatment measures must be developed, implemented and validated as effective prior to the operation, maintenance or testing of this item of plant. Treatments applied must be dated and initialled adjacent the recommendations. All operators must read and understand the entire contents of this section prior to operating this item of plant.








HAZARD(S)	Prelim. Risk Rating	Residual Risk Rating	Time Frame	Due Date	Date Rectified	Initial
-----------	---------------------	----------------------	------------	----------	----------------	---------








## SECTION 5 RISK TREATMENTS IN PLACE

This section of the report pertains to risk treatments currently in place on this item of plant. This section must be read in conjunction with the safety section of the manufacturers handbook. All operators must read and understand the entire contents of this section prior to operating this item of plant. These treatments or equivalent must remain in place at all times whilst this item of plant is in operation.






	HAZARD(S)	Prelim. Risk Rating	Residual Risk Rating
DELIVERY	 <b>CRUSHING</b>	HIGH 22	MEDIUM 15
	<p><b>Risk Treatments in Place: SWMS Load Restraint</b> Ensure that all operators follow the approved SWMS/SOP when restraining this machine for transport.</p> <p><b>References:</b> Work Health &amp; Safety Act &amp; Regulations- , Occupational Health &amp; Safety Act &amp; Regulations</p>		
DELIVERY	 <b>CRUSHING</b>	HIGH 22	MEDIUM 15
	<p><b>Risk Treatments in Place: Certified Lifting Points</b> This item of plant is fitted with an approved lifting point(s) (crane attachment point(s)). When lifting by crane this point must be used, if more than one point is present then all must be used.</p> <p><b>References:</b> ISO31000</p>		
OPERATION	 <b>INCORRECT OPERATION</b>	CRITICAL 24	MEDIUM 15
	<p><b>Risk Treatments in Place: Operator Competency</b> Only persons who are qualified, trained and experienced and/or hold the relevant certification/license can operate this item of plant. If there is not a competent/licensed person available for operation of this item of plant then only persons who are supervised by a competent/licensed person can operate this item of plant.</p> <p><b>References:</b> Work Health &amp; Safety Act &amp; Regulations- , Occupational Health &amp; Safety Act &amp; Regulations</p>		
	 <b>INCORRECT OPERATION</b>	HIGH 22	MEDIUM 15
<p><b>Risk Treatments in Place: Operation Handbook</b> The manufacturer's operation handbook has been supplied for this item of plant.</p> <p>This handbook must be available at all times to all potential operators and supervisory staff. All potential operators must read and be familiar with this handbook prior to operating.</p> <p>A complete risk assessment/Job Safety Analysis must be undertaken covering all operating processes and environments associated with this item of plant. SWMS should be produced for specific tasks associated with use of this item of plant.</p> <p><b>References:</b> Work Health &amp; Safety Act &amp; Regulations- , Occupational Health &amp; Safety Act &amp; Regulations</p>			







HAZARD(S)	Prelim. Risk Rating	Residual Risk Rating
 <b>INCORRECT OPERATION</b>	HIGH 22	MEDIUM 15
<b>Risk Treatments in Place: Pre-op Checklist Generator</b> A pre-operational checklist is available for this Generator. All operators must complete this checklist prior to operating this Generator.		
<b>References:</b> Work Health & Safety Act & Regulations- , Occupational Health & Safety Act & Regulations		
 <b>INCORRECT OPERATION</b>	HIGH 22	MEDIUM 15
<b>Risk Treatments in Place: SOP Generator</b> Safe Operation Procedures are available for this Generator. The information in the Safe Operation Procedures must be followed at all times whilst operating this Generator.		
<b>References:</b> Work Health & Safety Act & Regulations- , Occupational Health & Safety Act & Regulations		
 <b>INCORRECT OPERATION</b>	HIGH 22	MEDIUM 15
<b>Risk Treatments in Place: Control Labels</b> All controls including all levers, buttons, pedals, switches etc. are clearly labelled as to their purpose and method of operation. These labels must be maintained in a clean and serviceable condition at all times.		
<b>References:</b> AS/NZS4024.1905		
 <b>POISONING, EXPLOSION, BURNS</b>	HIGH 22	MEDIUM 15
<b>Risk Treatments in Place: Engine</b> Review Safe Operation Procedures to ensure the existence of the following:		
FUEL COMBUSTION ENGINES SAFE OPERATION PROCEDURES		
<ol style="list-style-type: none"> <li>1. Switch off the engine before refueling.</li> <li>2. NEVER smoke in the vicinity of, and keep sources of sparks away from, any flammable liquid or fuel.</li> <li>3. Let the engine cool down before refueling.</li> <li>4. Fuels can contain substances similar to solvents. Eyes and skin should not come in contact with mineral oil products. Always wear protective gloves when refueling (not regular work gloves!). Frequently clean and change protective clothes. Do not breathe in fuel vapours. Inhalation of fuel vapours can be hazardous to your respiratory health.</li> <li>5. Use extreme care when filling fuel tanks.</li> <li>6. Exercise care not to spill fuel. If a spill over the engine occurs, clean and dry the engine immediately. Fuel should not come in contact with clothes. If your clothes have become contaminated with fuel, change out of them at once. Undertake refilling operations over a non porous surface such as concrete or preferably within a bunded area to avoid spilling fuel on the ground (environmental protection).</li> <li>7. Do not refuel any fuel tank or container in a closed unventilated area. Without effective ventilation, fuel vapours will accumulate near the floor creating a risk of explosion and/or causing dizziness and possible unconsciousness in nearby persons.</li> <li>8. Ensure to correctly fit and firmly tighten the screw cap of the fuel tank.</li> <li>9. Before starting the engine, move to a location at least 3 metres from where you fuelled the engine.</li> <li>10. Fuel cannot be stored for an unlimited period of time. Buy only as much as will be consumed in the short term.</li> <li>11. When making up the fuel/oil mixture (2-stroke engines only), always put the oil in the mixing container first, and then the fuel.</li> <li>12. Use only approved and appropriately marked containers for the transport and storage of fuel.</li> <li>13. Keep children away from fuel, fuel storage and operating machinery!</li> <li>14. Where possible, keep an appropriate fire extinguisher nearby during operations utilising flammable liquids.</li> <li>15. Never operate an internal combustion engine inside your home, basement, garage or any other enclosed area. The engine needs a minimum of 1 to 2 metres of spacing on all sides (including the top). An engine needs an unlimited supply of fresh air for proper cooling during operation.</li> <li>16. Properly locate the engine outdoors away from doors and windows. An open door or window will allow dangerous exhaust fumes to enter the building. Since combustion engines create carbon monoxide, which can be lethal, good ventilation is critical. Keep the engine dry and always operate it on a level surface.</li> </ol>		
<b>References:</b> Work Health & Safety Act & Regulations- , Occupational Health & Safety Act & Regulations		
 <b>INCORRECT OPERATION, NON COMPLIANCE</b>	HIGH 22	MEDIUM 15
<b>Risk Treatments in Place: Emergency Stop Labelling</b> The emergency stop(s) fitted to this item of plant are clearly labelled as to the purpose and method of operation. These labels must be maintained in a clean and serviceable condition at all times.		
<b>References:</b> AS/NZS4024.1604		

	HAZARD(S)	Prelim. Risk Rating	Residual Risk Rating	
	<b>POISONING, EXPLOSION, BURNS</b>	HIGH 22	MEDIUM 15	
<b>Risk Treatments in Place: Tank ID Label</b> The tank(s) on this item of plant have clear, legible label(s) identifying their contents, and if appropriate any necessary controls re: the contents. These must be present, clear and legible at all times. (this includes radiator, hydraulic and petrol/diesel tanks)				
<b>References:</b> Work Health & Safety Act & Regulations- , Occupational Health & Safety Act & Regulations				
	<b>FIRE</b>	HIGH 21	MEDIUM 15	
<b>Risk Treatments in Place: Fire Extinguisher</b> This item of plant is fitted with an approved and maintained fire extinguisher. Fire extinguisher(s) must be present and fully functional at all times. They must be readily accessible to the operator. Regular inspections must also be carried out in accordance with the manufacturer's requirements and AS 1851 – 1995				
	<b>HEARING LOSS</b>	HIGH 19	MEDIUM 14	
<b>Risk Treatments in Place: Hearing Protection Label - Bystanders</b> The hazard warning labels re: wearing of hearing protection for bystanders attached to this item of plant refer to the level of noise produced. Permanent hearing damage will result if hearing protection is not worn. These labels must be present, clear and legible at all times whilst this item of plant is in operation.				
<b>References:</b> AS/NZS1269, AS3781-				
	<b>HEARING LOSS</b>	HIGH 19	MEDIUM 14	
<b>Risk Treatments in Place: Hearing Protection Label - Operator</b> The hazard warning label(s) re: wearing of hearing protection attached to this item of plant refer to the level of noise produced. Permanent hearing damage will result if hearing protection is not worn. These labels must be present, clear and legible at all times whilst this item of plant is in operation.				
<b>References:</b> AS/NZS1269, AS3781-				
	<b>ENTANGLEMENT, SHEARING, PINCHING</b>	HIGH 19	MEDIUM 13	
<b>Risk Treatments in Place: Guarding Label</b> All the belts, pulleys and gears are guarded. These guards must be present, fully functional and serviceable at all times whilst this item of plant is in operation and the labels re: do not open or remove while engine is running must be in place and easily seen at all times.				
<b>References:</b> AS/NZS4024.1201				
	<b>ENTANGLEMENT, SHEARING, BURNS</b>	MEDIUM 14	MEDIUM 13	
<b>Risk Treatments in Place: Engine Guard Label</b> The engine fan and alternator belts, pulleys and gears are guarded. These guards have clear legible hazard warning labels re do not open or remove guards while engine is running. These labels must be present, legible and easily seen at all times whilst this item of plant is in operation.				
<b>References:</b> AS1319- , AS/NZS4024.1201				
<b>DESIGN COMPLIANCE</b>		<b>STRIKING, BURNS</b>	HIGH 22	MEDIUM 15
	<b>Risk Treatments in Place: Hydraulic Hoses</b> This item of plant has hydraulic hoses. These hoses must be inspected each day or before each use for wear and tear. If there are visible signs of wear immediate action must be taken to control the risk arising from this wear. These inspections must be documented.  Hydraulic fluid at high pressure can penetrate the skin, never use any part of your body to check for leaks. If oil penetrates the skin seek medical advice immediately. Always use a piece of cardboard or similar to check for suspected leaks.  Hydraulic pressure can be stored and is a hazard. Before disconnection or connection of hydraulic hoses complete the following steps -			
	<ol style="list-style-type: none"> <li>1. Stop engine</li> <li>2. Keep all bystanders clear of the work area</li> <li>3. Refer to operators manual as to methods to release pressure</li> <li>4. Wait 5 minutes</li> </ol>			
	<b>References:</b> AS2671, AS4024			

HAZARD(S)	Prelim. Risk Rating	Residual Risk Rating
 <b>ENTANGLEMENT, CUTTING, SHEARING</b>	HIGH 22	MEDIUM 15
<p><b>Risk Treatments in Place: Emergency Stop Device</b> This item of plant is fitted with an emergency stop device.</p> <p>The emergency stop must meet all of the following criteria whilst this item of plant is in operation:</p> <ol style="list-style-type: none"> <li>1. Is operational</li> <li>2. Is coloured red with yellow background</li> <li>3. Is easily accessible to the operator(s) at all times whilst operating this item of plant</li> <li>4. Resetting of emergency stop does not automatically restart machine</li> <li>5. Is located at each operator control station.</li> </ol> <p>Note: All operators must be familiar with the use and effects of actuation of the emergency stop device.</p> <p><b>References:</b> AS/NZS4024.1604</p>		
 <b>ELECTROCUTION</b>	HIGH 22	LOW 6
<p><b>Risk Treatments in Place: External Electrical Fittings</b> This item of plant fitted with external electrical fittings. All of the fittings are weatherproof with an minimum IP rating of 23. Ensure that regular inspections are carried out to confirm weatherproof status.</p> <p><b>References:</b> AS/NZS3010</p>		
 <b>ENTANGLEMENT</b>	HIGH 22	MEDIUM 15
<p><b>Risk Treatments in Place: Engine Guards</b> The engine fan and alternator belts, pulleys and gears are guarded. These guards must be present and fully functional and serviceable at all times whilst this item of plant is in operation.</p> <p><b>References:</b> AS/NZS4024.1601</p>		
 <b>OPERATIONAL MALFUNCTION</b>	HIGH 22	LOW 2
<p><b>Risk Treatments in Place: Plant Modification</b> The plant is in original condition.</p> <p><b>References:</b> ISO31000</p>		
 <b>INCORRECT OPERATION</b>	HIGH 20	MEDIUM 14
<p><b>Risk Treatments in Place: Intuitive Controls</b> The controls fitted to this item of plant are orientated so that the movement of the control is consistent with the action of the machine e.g. moving a control lever to the left results in the machine turning to the left. This design feature must be maintained at all times whilst this item of plant is in operation.</p> <p><b>References:</b> AS/NZS4024.1906</p>		
 <b>STRAINS</b>	HIGH 19	LOW 5
<p><b>Risk Treatments in Place: Controls Ergonomics</b> All controls including all levers, buttons, pedals, switches etc, are placed near the operator work position and are easy to reach and operate during the execution of the operator's normal duties. This applies for all persons within the 95th percentile of the normal population distribution.</p> <p><b>References:</b> AS/NZS4024.1901</p>		
 <b>STRIKING, BURNS</b>	HIGH 19	LOW 5
<p><b>Risk Treatments in Place: Hydraulic Hose Failure Shield</b> This item of plant is fitted with a sturdy, permanent shield(s) between the hydraulic hoses and any body parts of the operator to provide protection during a hose or component failure. This shield(s) must be present and fully functional at all times whilst this item of plant is in operation.</p> <p><b>References:</b> AS2671, AS4024, ISO4413</p>		



HAZARD(S)	Prelim. Risk Rating	Residual Risk Rating
 <b>INCORRECT OPERATION, NON COMPLIANCE</b>	HIGH 19	MEDIUM 14
<p><b>Risk Treatments in Place: Generator Marking</b>  This generator has a rated power output up to 25KW (31kVA) and is permanently marked with the following information:</p> <ul style="list-style-type: none"> <li>(a) The name of the manufacturer of the set</li> <li>(b) The model number and serial number of the set</li> <li>(c) The type of fuel or fuel-oil mixture</li> <li>(d) Rated output in watts or kilowatts at a stated power factor</li> <li>(e) The voltage and frequency</li> <li>(f) Output terminal markings (unless all outputs are -socket outlets)</li> <li>(g) The frame terminal: "Earth Symbol" or "Frame"</li> <li>(h) On a set intended for undercover or weather-protected usage, the words "NOT WEATHERPROOF"</li> <li>(i) On a set intended for outdoor use without further protection, the IP classification of its electrical equipment</li> <li>(j) A warning as follows:  "WARNING: THE OUTPUT OF THIS GENERATING SET IS POTENTIALLY LETHAL. THE SET SHALL NOT BE CONNECTED TO A FIXED ELECTRICAL INSTALLATION BY FIXED WIRING EXCEPT BY AN APPROPRIATELY LICENSED PERSON. SEE INSTRUCTION MANUAL"</li> </ul> <p>This information must be legible at all times whilst this item of plant is in operation.</p> <p><b>References:</b> AS/NZS3010</p>		
 <b>INCORRECT OPERATION, SLIPPING</b>	HIGH 17	LOW 6
<p><b>Risk Treatments in Place: Control Levers/Pedals/Buttons</b>  All controls including all levers, buttons, pedals, switches etc. must be kept non-slip and free from damage at all times.</p> <p><b>References:</b> AS/NZS4024.1901</p>		
 <b>INCORRECT OPERATION, OPERATIONAL MALFUNCTION</b>	MEDIUM 14	MEDIUM 13
<p><b>Risk Treatments in Place: Restricted Access Switches</b>  This item of plant is fitted with a device to restrict operators. A code/key must only be given to those that have appropriate experience or training.</p> <p><b>References:</b> AS/NZS4024.1201</p>		
 <b>ELECTRIC SHOCK, BURNS</b>	MEDIUM 12	LOW 6
<p><b>Risk Treatments in Place: Battery Cover</b>  All batteries fitted to this item of plant are constrained to prevent displacement &amp; fitted with a permanent sturdy cover which allows for ventilation. The constraint and cover must be present and fully functional and serviceable at all times whilst this item of plant is in operation.</p> <p><b>References:</b> AS/NZS4024.1201</p>		
 <b>BURNS</b>	MEDIUM 9	LOW 5
<p><b>Risk Treatments in Place: Exhaust</b>  The engine exhaust on this item of plant is fitted with a guard to prevent injury to any person and control the risk of initiating a fire. It must be present and fully functional and serviceable at all times whilst this item of plant is in operation.</p> <p><b>References:</b> AS/NZS4024.1201</p>		

	HAZARD(S)	Prelim. Risk Rating	Residual Risk Rating
MAINTENANCE	 <b>CURRENT OR PREVIOUS STRUCTURAL DAMAGE</b>	CRITICAL 25	MEDIUM 15
	<b>Risk Treatments in Place: Structural Integrity</b> Regular checks for structural damage must be undertaken. Look for cracks in frames/chassis (current or repaired), bends or damage to structural components, etc. <b>References:</b> ISO31000		
	 <b>ELECTROCUTION</b>	CRITICAL 24	MEDIUM 15
	<b>Risk Treatments in Place: Electrical Components Integrity</b> All exposed electrical components including switches and conduits are free from any damage, securely and permanently attached. If any damage occurs the power must be isolated, operation must cease immediately and be repaired by a competent person prior to resuming operation. <b>References:</b> AS/NZS3000		
	 <b>INCORRECT OPERATION</b>	HIGH 22	MEDIUM 15
<b>Risk Treatments in Place: Maintenance Manual</b> The manufacturer's maintenance manual(s) has been supplied for this item of plant  These manual(s) must be available at all times to all users and maintenance staff of this item of plant. All users and maintenance staff must read and be familiar with these handbook(s) prior to maintaining or repairing this item of plant.  A complete risk assessment/JSEA must be undertaken covering all inspection, maintenance, servicing and transportation requirements of this piece of plant prior to use.  A full assessment of the competence of people using the book(s) must also be undertaken <b>References:</b> Work Health & Safety Act & Regulations- , Occupational Health & Safety Act & Regulations			
	 <b>STRIKING, BURNS</b>	HIGH 22	MEDIUM 15
<b>Risk Treatments in Place: Hydraulic Damage</b> The hydraulic hoses to this item of plant are free from damage and protected against damage arising from contact with the plant structure. Ensure that hoses are free from damage and that protection is in place at all times whilst this item of plant is in operation. Inspection of the hydraulic hoses and protection system should be conducted regularly and documented as part of your plant safety programme. <b>References:</b> AS2671, AS4024, ISO4413			
	 <b>OPERATIONAL MALFUNCTION</b>	HIGH 22	LOW 2
<b>Risk Treatments in Place: Major Fluid Leaks</b> This item of plant must remain free from leaks at all times whilst in operation (this includes engine, transmission, cooling system, air, fuel, drive line, wheel hubs, steering and hydraulics). Development of a major leak will require this item of plant to be stood-down until repaired. Minor leaks detected must be repaired within 1-14 days. <b>References:</b> ISO31000			
	 <b>OPERATIONAL MALFUNCTION</b>	HIGH 21	MEDIUM 15
<b>Risk Treatments in Place: Service Records</b> Service and maintenance records are available for this item of plant.  These records must continue to be maintained and stored in a secure area as part of your plant safety management programme. This programme includes the undertaking of regular inspections concerning the general condition of the item of plant including (but not limited to) tyre condition, oil levels and wear and tear on critical items such as brakes and steering, etc. All OEM prescribed, scheduled and non scheduled maintenance must also be documented as part of these records and attended to within a risk management framework. <b>References:</b> Work Health & Safety Act & Regulations- , Occupational Health & Safety Act & Regulations			

## SECTION 6 IMAGES AND NOTES

### IMAGES

- No Images Available -

## NOTES

---

- No Notes Available -

<b>TYPE</b>	Generator - Fixed/Transportable	<b>Report Number</b>	ACEA 20210311-1055
<b>MAKE</b>	Atlas Copco	<b>Date</b>	11-Mar-2021
<b>MODEL</b>	QES 30	<b>Created By</b>	Ilze Du Plessis
<b>SERIAL NUMBER</b>	ESF367490	<b>Assessor</b>	Greg Conrad
		<b>Assist. Assessor(s)</b>	
		<b>Owner</b>	Atlas CEA
		<b>Customer Name</b>	Asset Construction Hire
		<b>Assessment Purpose</b>	Sale
		<b>State</b>	ACT

## PURCHASER ACKNOWLEDGEMENT

I the undersigned acknowledge that I have read and understand the risk management report described above. I also acknowledge that I have recieved a copy of this risk management report. I also acknowledge that I am authorised to sign on behalf of the purchaser.

Name \_\_\_\_\_  
 Company Name \_\_\_\_\_  
 Position \_\_\_\_\_  
 Signature \_\_\_\_\_  
 Date \_\_\_\_\_

The manufacturer's operational & maintenance handbooks have been supplied,  
 (circle one) YES NO (initial) \_\_\_\_\_

Please transfer this assessment to my Plant Assessor membership as a (circle one) HIRE / PLANT IN USE  
 assessment.

My Plant Assessor email is \_\_\_\_\_