



***LIGHT COMPACTION
LT RAMMER***

Atlas Copco



QUALITY IS EASY

Customers put their trust in you for great compaction. Our job is to provide the tools that help you deliver. Together we create quality.

We are all about making things easier for you. That's why our rammers are suitable for work on both cohesive and granular soils. They are easy to handle in all stages of operation and it doesn't matter how often or in what condition they are used. The rammer is there for you when you need it.

LT Rammers have the power and speed necessary to compact clay and silt - the toughest of mother earth's

soils. Your customers get the quality they deserve and you get the job done in time. Even when conditions are tough.


We want to help boost your workflow in several ways. The automatic air breather system makes start-ups more convenient. Fixed throttle positions facilitate handling and reduce wear. To help you get closer to walls, posts or wherever work is taking you, we

have made our rammers slimmer. Quality components and renowned engines give you uptime.

But when it comes to creating stable and safe compaction, your skill is still the most important factor. By designing for reduced vibration in hands and arms we help you stay concentrated and sharp for the whole working day. After all, the instrument is nothing without the artist.

KNOW YOUR SOIL

Soil has been around for millions of years and is created by force of nature. Here's how you tame mother nature's upper crust.



CLAY
 $< 0.002 \text{ mm}$

CLAY STICKS TOGETHER


Clay particles stick together and you need high impact force to get the air out. Proper moisture is important when compacting. Wet clay can be moulded and dry clay becomes very hard and may crack under pressure. The LT Rammers are able to transmit the high pressures and shear forces necessary to compact clay at or below optimum water content.



SILT
 $0.002 - 0.06 \text{ mm}$

SILT NEEDS FORCE

Silt is not as cohesive as clay, but still needs proper water content for good compacting. The cohesive soils have the smallest particles of all soils. Silt particles are larger than in clay but they are still small enough to require high energy for deep compacting. A rammer is the best choice for compacting silt.



SAND
 $0.06 - 2 \text{ mm}$
GRAVEL
 $2 - 60 \text{ mm}$

TAKE IT GENTLE

For sand and gravel you can achieve high-density compaction in either a dry or saturated state. The level of compaction depends more on grading than moisture. Too much compaction of sand and gravel is like beating a concrete wall with a sledgehammer. It can crush the material and reduce the load bearing capacity.

Layer thickness (m)



Passes

4

Compaction capacity (m³/h)



Layer thickness (m)



Passes

4

Compaction capacity (m³/h)



Layer thickness (m)



Passes

4

Compaction capacity (m³/h)

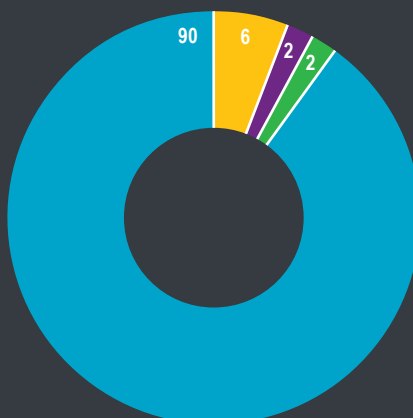


QUALITY PAYS

The graph shows an average (%) over 1.000 hours.

Total costs of ownership are all costs generated by a piece of equipment throughout its lifetime. We always strive to keep the total cost of ownership as low as possible by providing highly productive equipment. The graph shows an average of over 1.000 hours. This varies depending on local conditions.

- Operator
- Spares
- Investment
- Energy



MASTER THE TOUGHEST SOILS

Some soils are tougher than others. To beat them you need high impact force and speed.

Clay and silt are the toughest soils mother nature has to offer. To handle them you need high impact force and speed - and that's what our LT5005 and LT6005 delivers. Equipped with the purpose built Honda GXR120 engine it will give you all the force you need. Of course in combination with superb control, low noise and emission.

Start-up is always easy, even if you use your rammer irregular, and the

engines are well protected against dirt and contamination.

To prevent excessive wear to the shock absorbers, you can use a trolley for lifting and transportation. Other useful features for moving and storing include the rollers on the steering bar and the lifting handle on the foot. The fuel tank is tightly sealed to prevent the risk of leakage in case the machine needs to be laid down during transport.

Slimmer design makes you faster and more accurate when working close to walls, posts and in narrow trenches. Easy steering helps as well.

The LT5005 and LT6005 are easier to handle than their predecessors thanks to slightly less weight. And because of a combination of high centrifugal force and speed they still deliver the same deep compaction.



Quality compaction is an art and you need the right tool for the right soil. Our job is to help you deliver, even when conditions are tough.

LT6005 Power and ergonomics



Throttle control

Fixed positions keep the throttle in condition and reduce fuel consumption.



Instant warning

A low oil pressure lamp helps keep the engine fit.



Get closer

The handles of the new LT5005 and LT6005 are less wide. This enhances the ability to work in narrow spaces or close to obstacles.

Easy handling

The single lifting point and the rollers on the steering bow make on-site handling easier.



Service friendly

Easy access to all service points. The air filter can be replaced without using tools.

More uptime

Keeping track of machine status to increase uptime is easy with the optional air filter indicator and hour meter.



Less wear

An automatic lock prevents excessive wear on the shock absorbers in connection with lifting and transport.

Great traction

Balanced design gives excellent traction and maneuverability.

Durable

All vital parts are effectively protected against impact damage as well as dirt and contamination.

Compaction performance

High impact and speed give outstanding compaction efficiency.

Grab and load

Lifting handle on the back of the foot facilitates loading and transportation.

KEEP YOUR RAMMER IN SHAPE

Service saves you time and money. Thanks to smart design and high quality components maintenance is no hassle.

All service points are easy to reach and most service work can be done on site. The large air filter can be switched without using any tools and fuel filter may be replaced even with a full tank. For increased uptime an air filter indicator is now available as option. The indicator turns red when

it is time to switch filter and can be reset with a simple push of a button. The optional hour meter helps you keep track of service intervals.

Use original parts and do regular servicing for less downtime and longer service life. To make things

easy for you we provide a service kit with the most common parts in one box.



Rammers		LT5005 standard/indicator ¹⁾	LT5005 standard/indicator ¹⁾	LT6005 standard/indicator ¹⁾	LT6005 standard/indicator ¹⁾	LT800 standard	LT800 standard
		6"	9"	9"	11"	11"	13"
Operating weight	kg	61	62	69	70	84	85
Frequency	Hz	12	12	12	12	12	12
Amplitude	mm	50-60	50-60	65-75	65-75	75-85	75-85
Speed	m/min	15-18	15-18	15-18	15-18	13-16	13-16
H/A vibrations, standard handle	m/s ²	6.4	6.4	6.4	6.4	11.9	11.9
Sound power, guaranteed	dB(A)	106	106	106	106	107	107
Sound pressure at operators ear	dB(A)	92	92	92	92	95	95
Dimensions							
Plate width	mm	150	230	230	280	280	330
Plate length	mm	330	330	330	330	330	330
LxWxH	mm	726x345x1025	726x345x1025	726x345x1060	726x345x1060	810x422x1074	810x422x1074
Engine							
Model		Honda GXR120	Honda GXR120	Honda GXR120	Honda GXR120	Hatz 1B20	Hatz 1B20
Rated power	kW	2.6	2.6	2.6	2.6	3.4	3.4
Part number, standard		3382 0003 67	3382 0002 25	3382 0003 53	3382 0002 24	3382 0000 50	3382 0000 51
Part number, indicator		3382 0003 64	3382 0002 58	3382 0002 61	3382 0003 59	-	-
Safety and Operating Instructions		9800 1417 01	9800 1417 01	9800 1415 01	9800 1415 01	9800 113 9 01	9800 1139 01
Accessories							
LTT trolley, partnumber		3382 0003 48	3382 0003 48	3382 0003 48	3382 0003 48	3382 0003 48	3382 0003 48

Important: Full dimension details are available in the product's Safety and Operating Instructions (see table above for ID-number). Available at www.acprintshop.com.
 1) Standard: Without hour meter and filter indicator. Indicator: with hour meter and filter indicator

Smarter solutions, more uptime.



The LTT trolley makes onsite transportation more ergonomic.



It's time for service

Thanks to an hour meter and filter indicator you know when service is due.



Sealed fuel tank

Transport the rammer laying down without leakage



Easy maintenance

Making it easy to replace the air filter saves time and money.

COMMITTED TO SUSTAINABLE PRODUCTIVITY

We stand by our responsibilities towards our customers,
towards the environment and the people around us.
We make performance stand the test of time.
This is what we call – Sustainable Productivity.

www.atlascopco.com

The Atlas Copco logo consists of the company name in a stylized, italicized serif font, centered between two horizontal bars. The top bar is a solid teal color, and the bottom bar is a white bar with a teal border.

Atlas Copco